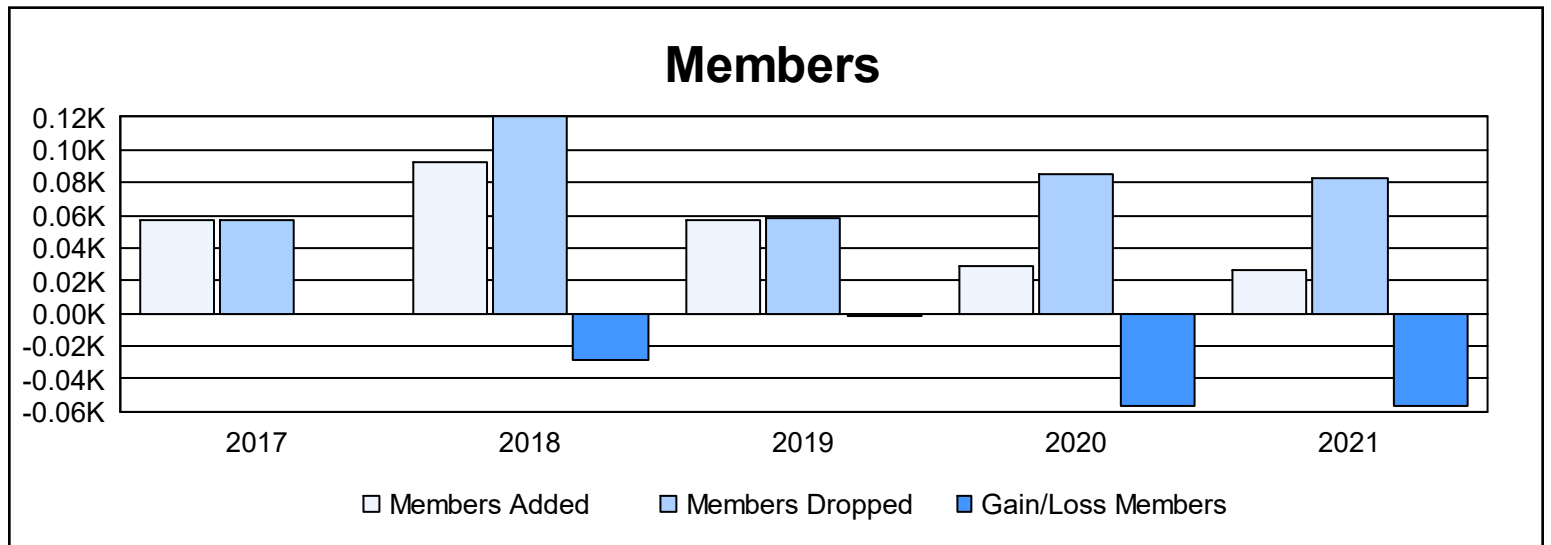
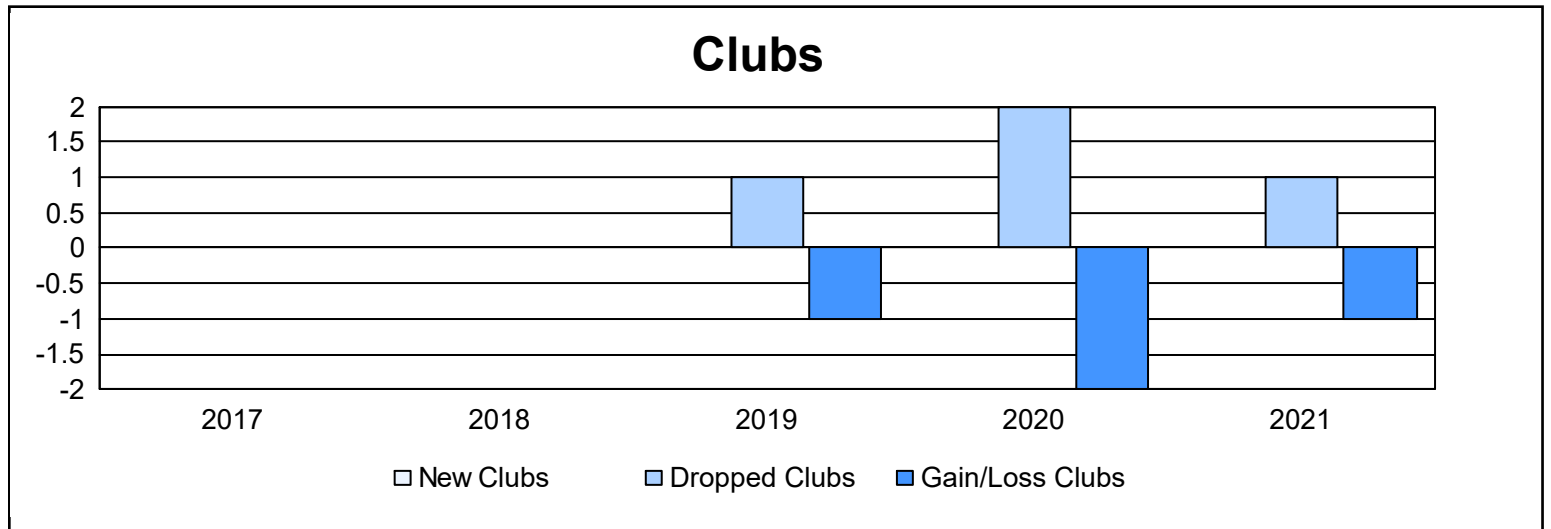
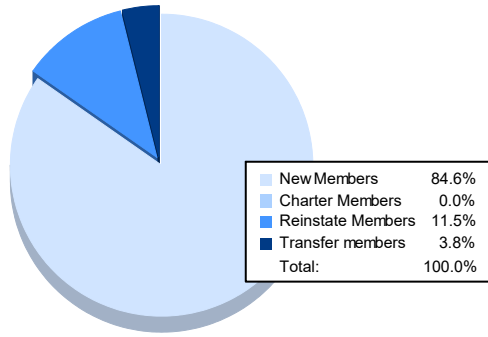


| Year | New Clubs | Dropped Clubs | Gain/ Loss Clubs | New Members | Charter Members | Reinstate Members | Transfer Members | Total Member Added | Total Members Dropped | Gain/ Loss Members |
|----------------|-----------|---------------|------------------|-------------|-----------------|-------------------|------------------|--------------------|-----------------------|--------------------|
| 2016-2017 | 0 | 0 | 0 | 55 | 0 | 1 | 1 | 57 | 57 | 0 |
| 2017-2018 | 0 | 0 | 0 | 67 | 2 | 22 | 1 | 92 | 120 | -28 |
| 2018-2019 | 0 | 1 | -1 | 48 | 0 | 4 | 5 | 57 | 58 | -1 |
| 2019-2020 | 0 | 2 | -2 | 26 | 0 | 1 | 2 | 29 | 85 | -56 |
| 2020-2021 | 0 | 1 | -1 | 22 | 0 | 3 | 1 | 26 | 83 | -57 |
| Average | 0 | 1 | -1 | 44 | 0 | 6 | 2 | 52 | 81 | -28 |



Membership Composition June 2021 Cumulative



Gender Composition June 2021 Cumulative

